

Scaled data based on original data using  
LM-79-08 Approved Method: Electrical and Photometric Measurements of Solid-  
State Lighting Products

Test Report Prepared for  
Cooper Lighting Solutions  
(formerly Eaton)

Brand: McGRAW-EDISON

Report Number: P198018

Luminaire Tested: **TT-C2-LED-E1-RW-PM-CG-LWR-LW**

Issue Date: 3/3/2020

**Test Information**

Test Method: LM-79-08  
Report Number: P198018  
TEST IS SCALED FROM IESNA LM-79-08 TEST DATA (P34697)  
Test Lab: INNOVATION CENTER-P3  
Issue Date: 3/3/2020  
Manufacturer: COOPER LIGHTING SOLUTIONS (FORMERLY EATON)  
Product Line: MCGRAW-EDISON  
Catalog Number: TT-C2-LED-E1-RW-PM-CG-LWR-LW  
Description: TOPTIER LED AREA/SITE LUMINAIRE  
RECTANGULAR DISTRIBUTION WITH CLEAR GLASS LENS AND LumaWatt WIRELESS  
SENSOR  
Light Source: (168) 4000K CCT, 70 CRI LEDS  
Ballast/Driver: ELECTRONIC DRIVER

**Summary**

Lumens per Lamp: N/A  
Luminaire Lumens: 3249 lumens  
Efficiency: N/A  
Efficacy: 95.6 lumens/watt  
Luminous Opening: Circular (Dia: 1.12' x H: 0')  
IES Classification: Type IV - Short - Semi-Cutoff  
BUG Rating: B2 - U0 - G2

Input Watts (W): 34  
Input Voltage (V): NR  
Input Current (Ain): NR  
Voltage Rise (V): NR  
Power Factor: NR  
Total Harmonic Distortion (THDi): NR  
Frequency (hertz): 60  
Stabilization Time: NR  
Operation Time: NR  
Ambient Temperature (°C): NR  
Test Distance: 25 FT

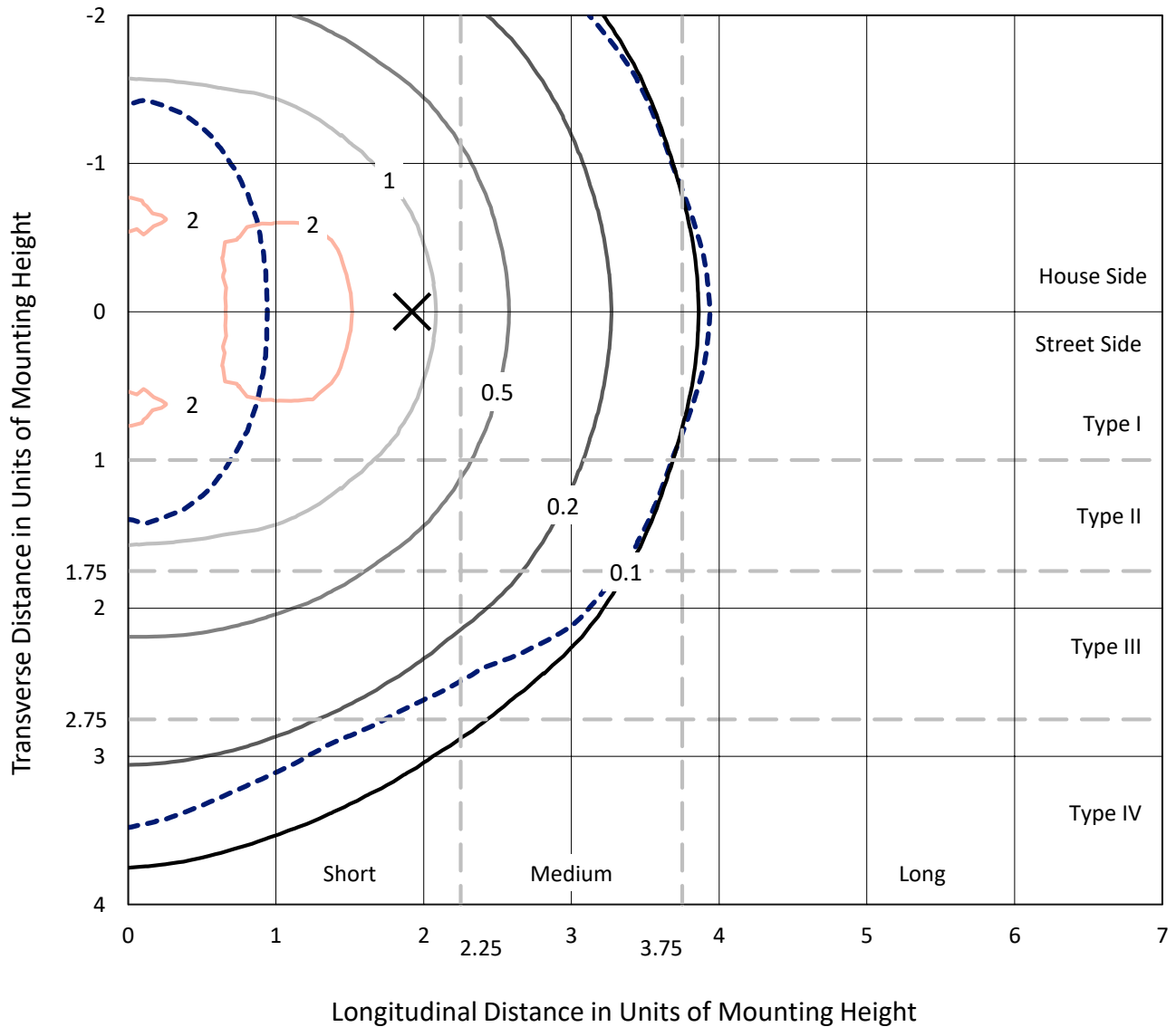


REPORT NUMBER: P198018

CATALOG NUMBER: TT-C2-LED-E1-RW-PM-CG-LWR-LW

### Iso-Footcandle Lines of Horizontal Illumination

× Max cd  
 - - - 1/2 Max cd

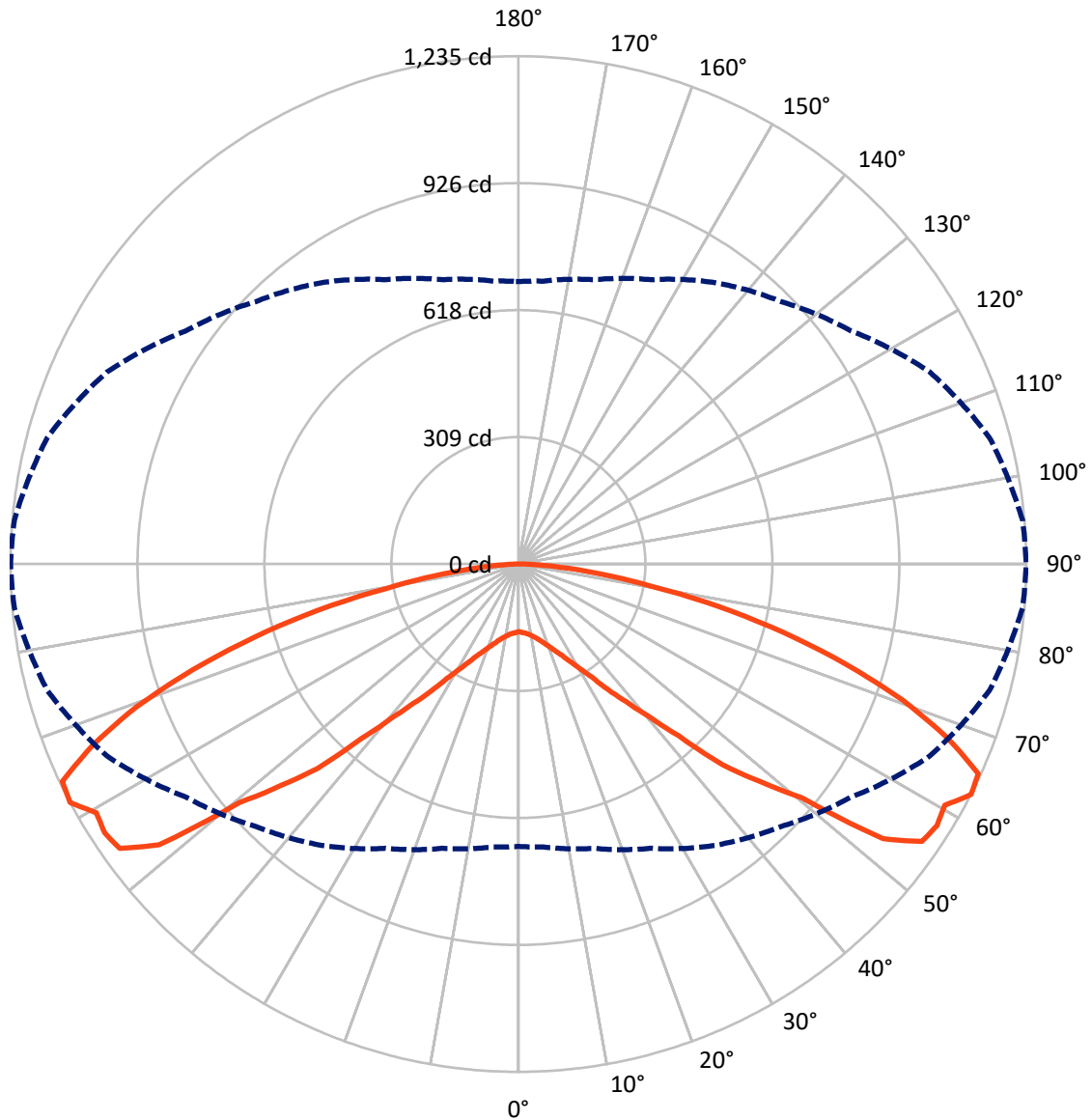


Based on 10 foot mounting height. Maximum calculated value = 2.5 fc  
 Type IV - Short - Semi-Cutoff

REPORT NUMBER: P198018

CATALOG NUMBER: TT-C2-LED-E1-RW-PM-CG-LWR-LW

### Luminous Intensity Polar Plot



— Vertical Plane Through 90-Deg Lateral    - - - Horizontal Cone Through 62.5-Deg Vertical

REPORT NUMBER: P198018

CATALOG NUMBER: TT-C2-LED-E1-RW-PM-CG-LWR-LW

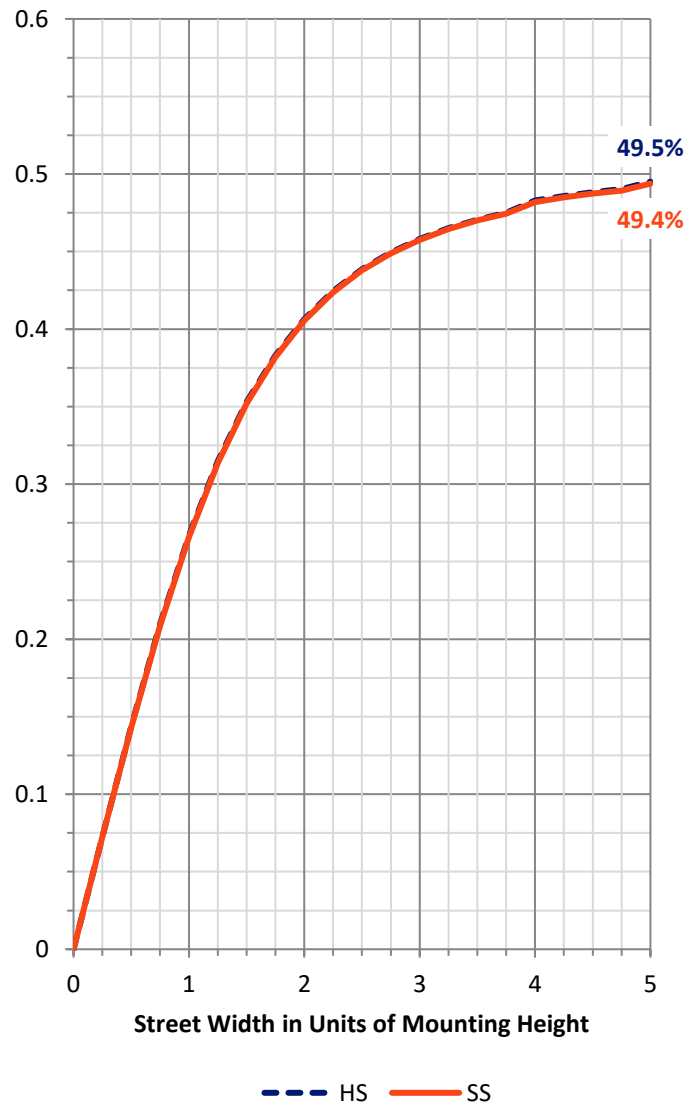
**FLUX DISTRIBUTION:**

		Downward	Upward	Total
<b>House Side</b>	Lumens	1624.5	0.0	1624.5
	% Fixture	50.0	0.0	50.0
<b>Street Side</b>	Lumens	1624.5	0.0	1624.5
	% Fixture	50.0	0.0	50.0
<b>Total</b>	Lumens	3249.0	0.0	3249.0
	% Fixture	100.0	0.0	100.0

**Coefficient of Utilization**

**ZONAL LUMENS:**

Zone	Lumens	% Fixture
0°-10°	16.4	0.5
10°-20°	55.9	1.7
20°-30°	119.5	3.7
30°-40°	232.4	7.2
40°-50°	438.1	13.5
50°-60°	748.7	23.0
60°-70°	901.6	27.7
70°-80°	606.7	18.7
80°-90°	129.8	4.0
90°-100°	0.0	0.0
100°-110°	0.0	0.0
110°-120°	0.0	0.0
120°-130°	0.0	0.0
130°-140°	0.0	0.0
140°-150°	0.0	0.0
150°-160°	0.0	0.0
160°-170°	0.0	0.0
170°-180°	0.0	0.0
0°-90°	3249.0	100.0
0°-180°	3249.0	100.0



REPORT NUMBER: P198018

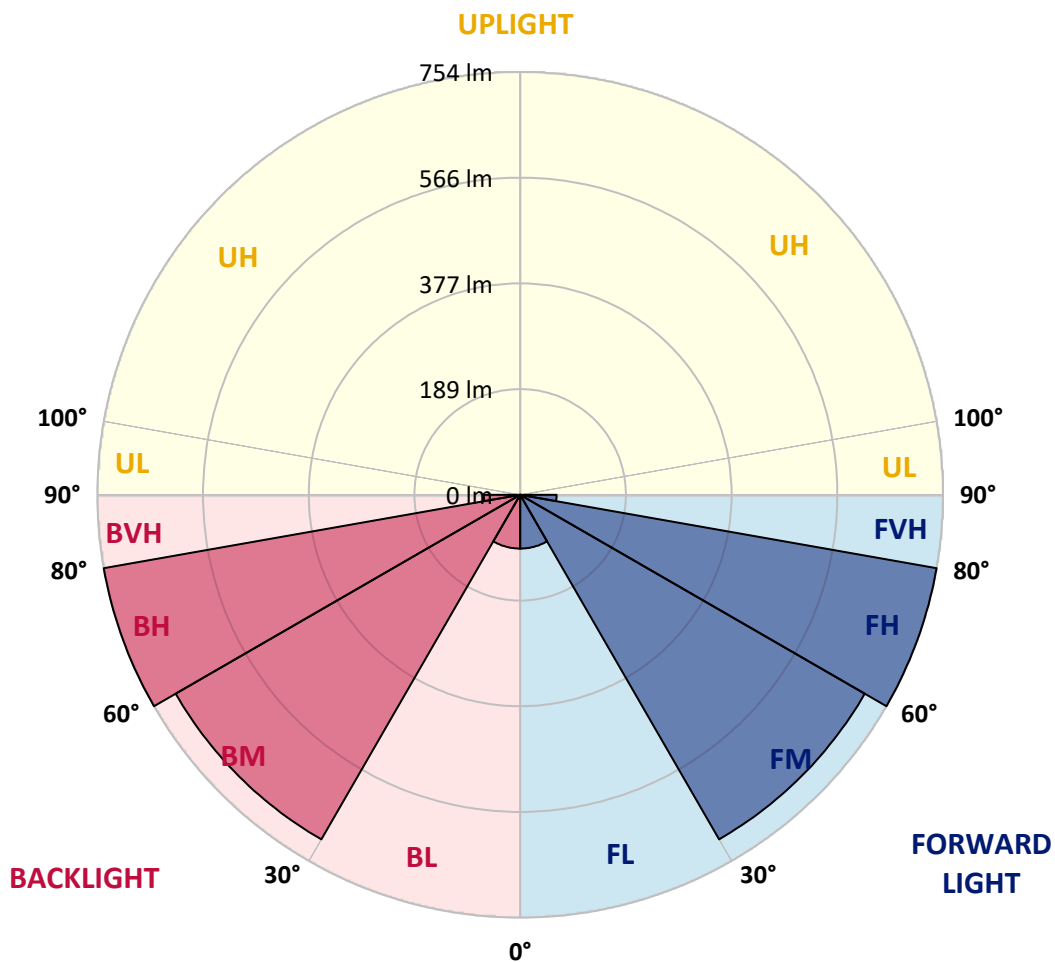
CATALOG NUMBER: TT-C2-LED-E1-RW-PM-CG-LWR-LW

**LUMINAIRE CLASSIFICATION SYSTEM LUMEN TABLE AND BUG RATING:**

Zone		Lumens	% Fixture	Zone Rating/Lumen Limit		
				B	U	G
FL	(0°-30°)	95.9	3.0			
FM	(30°-60°)	709.6	21.8			
FH	(60°-80°)	754.1	23.2			G1/1800
FVH	(80°-90°)	64.9	2.0			G1/100
BL	(0°-30°)	95.9	3.0	B0/110		
BM	(30°-60°)	709.6	21.8	B1/1000		
BH	(60°-80°)	754.1	23.2	B2/1000		G2/1000
BVH	(80°-90°)	64.9	2.0			G1/100
UL	(90°-100°)	0.0	0.0		U0/0	
UH	(100°-180°)	0.0	0.0		U0/0	

**BUG Rating: B2-U0-G2**

Type IV Short





REPORT NUMBER: P198018

CATALOG NUMBER: TT-C2-LED-E1-RW-PM-CG-LWR-LW

**CANDELA DISTRIBUTION (FULL):**

	0°	5°	15°	25°	35°	45°	55°	65°	75°	85°	90°
0°	164.3	164.3	164.3	164.3	164.3	164.3	164.3	164.3	164.3	164.3	164.3
2.5°	165.8	165.8	165.8	165.8	165.8	165.8	166.6	166.6	166.6	166.6	166.6
5°	168.1	168.1	168.8	168.8	169.6	169.6	169.6	169.6	168.8	168.8	168.8
7.5°	171.9	171.9	172.6	173.4	173.4	172.6	172.6	171.9	171.9	171.9	171.9
10°	178.0	178.0	178.7	178.7	178.0	178.0	178.0	177.2	177.2	177.2	177.2
12.5°	184.8	185.6	186.3	185.6	184.8	184.0	184.0	183.3	183.3	183.3	183.3
15°	194.7	196.2	195.5	195.5	194.7	193.2	192.4	191.7	191.7	191.7	191.7
17.5°	209.9	209.9	207.6	206.1	204.6	203.8	203.1	202.3	202.3	202.3	202.3
20°	225.9	225.1	222.8	220.6	218.3	217.5	215.2	214.5	215.2	214.5	214.5
22.5°	244.9	244.1	241.1	238.8	235.8	232.7	232.0	229.7	228.9	228.2	228.9
25°	263.9	264.7	262.4	260.1	255.5	252.5	249.5	247.9	246.4	245.7	245.7
27.5°	286.0	287.5	286.0	281.4	276.8	274.6	270.0	268.5	267.7	268.5	268.5
30°	309.5	310.3	308.0	305.7	301.2	295.8	292.8	293.6	293.6	295.8	295.1
32.5°	338.4	337.7	334.6	333.1	328.6	324.0	322.5	323.2	326.3	327.8	327.8
35°	370.4	368.1	365.1	362.0	358.2	355.2	355.9	362.0	371.1	373.4	374.9
37.5°	402.3	398.5	398.5	394.0	390.9	393.2	397.8	409.2	416.0	426.7	424.4
40°	432.0	432.7	431.2	427.4	426.7	434.3	444.2	458.6	476.1	486.7	486.0
42.5°	459.4	466.2	461.6	462.4	466.2	478.4	494.3	522.5	557.5	571.2	571.2
45°	489.8	498.2	494.3	496.6	507.3	526.3	560.5	616.0	663.9	696.7	696.7
47.5°	521.0	528.6	527.1	531.6	550.6	584.1	636.6	705.8	753.7	785.6	790.2
50°	560.5	557.5	558.2	569.6	602.3	651.0	717.9	786.4	865.5	884.5	893.6
52.5°	594.7	585.6	590.9	609.9	657.1	714.1	797.0	918.0	1027.5	1103.5	1109.6
55°	622.9	616.0	626.7	653.3	714.1	789.4	897.4	1045.7	1136.2	1182.6	1191.0
57.5°	647.2	644.2	661.7	695.9	773.5	865.5	975.0	1095.2	1158.3	1194.0	1200.1
60°	669.3	671.6	690.6	736.2	819.9	904.3	992.5	1093.7	1156.8	1184.9	1191.0
62.5°	686.8	690.6	715.7	762.8	835.1	902.8	987.9	1104.3	1186.4	1230.5	1235.1
65°	698.2	702.0	730.1	762.8	830.5	895.9	1016.1	1114.9	1175.8	1220.7	1229.0
67.5°	699.7	705.0	721.7	749.1	806.2	864.0	967.4	1038.9	1087.6	1114.9	1122.6
70°	690.6	689.0	695.1	706.5	740.8	780.3	867.8	921.0	956.0	984.1	991.0
72.5°	655.6	653.3	638.8	625.9	638.8	670.0	745.3	781.1	804.6	827.5	832.0
75°	588.7	578.0	542.3	524.0	520.2	547.6	605.4	628.2	637.3	663.2	666.2
77.5°	470.8	466.2	435.8	403.8	400.8	417.5	461.6	471.5	463.9	492.1	500.4
80°	343.8	337.7	308.8	285.2	279.1	290.5	316.4	318.7	313.3	327.0	327.0
82.5°	219.8	213.7	201.5	184.0	171.1	178.0	197.7	197.7	197.7	201.5	203.8
85°	113.3	111.0	101.9	93.5	89.0	90.5	97.3	98.1	101.9	104.2	101.2
87.5°	31.9	33.5	31.9	28.1	27.4	26.6	29.7	30.4	32.7	34.2	35.7
90°	0.0	0.0	0.0	0.0	0.0	0.0	0.0	0.0	0.0	0.0	0.0

(END OF REPORT)